

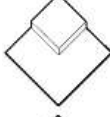






PORCELAIN PAVERS

Installation options

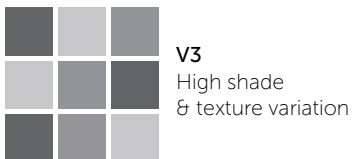
-  pedestals
-  sand & gravel
-  concrete slab
-  thinset bed
-  lawn & turf

CRYSTAL WHITE

Bright off white quartzite look with distinct directional pattern.
Moderately textured finish with split rock appearance.

Thickness:	3/4"
Weight:	9 lb/sq.ft.
Packing:	2 pcs/ctn (24"x24")
Water absorption:	0.15%
Static load (center)	2050lbf
Slip resistance	R11 (DIN51130)
Frost resistance:	resistant

Color & Shade Variation:



Size:

